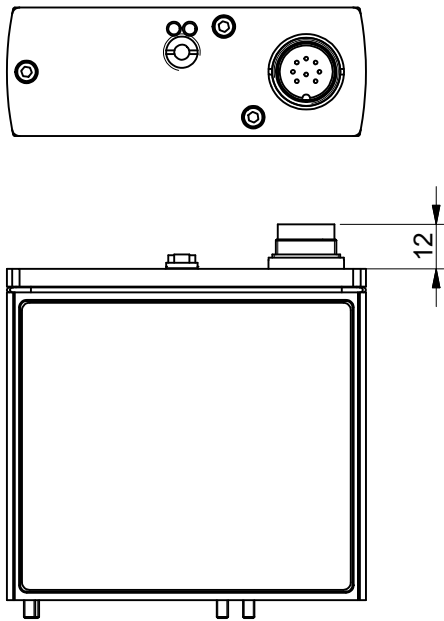


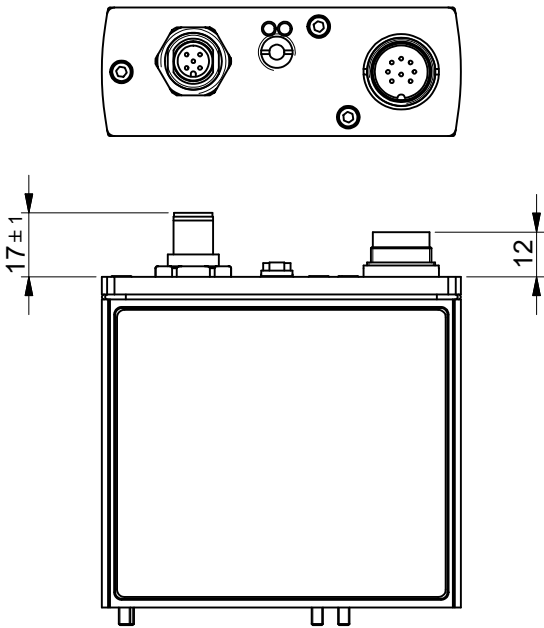
One of these digital case assemblies replaces the case assembly as drawn in the dimensional drawing.
Please note that the height increases when a contra connector is used.
Dimensions subject to change without notice.

Tolerances ± 0.5 unless otherwise mentioned

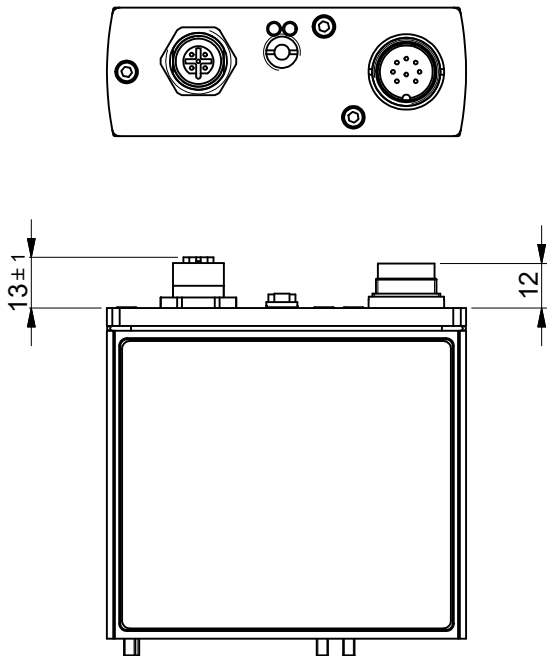
Analog / RS232



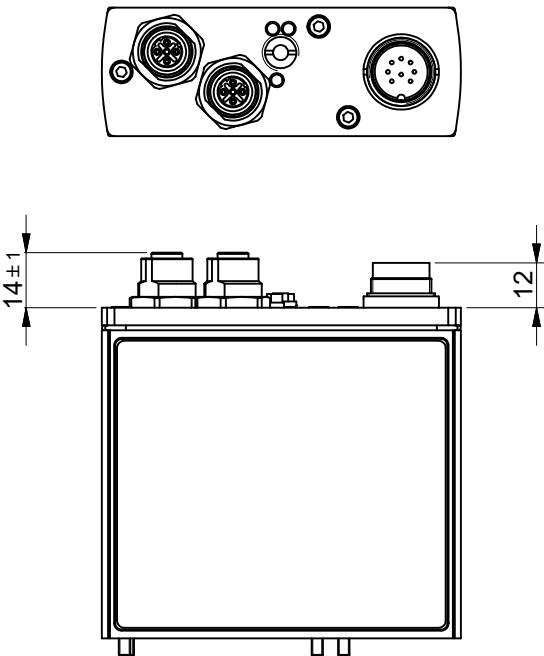
FLOW-BUS / DeviceNet / Modbus / CANopen



PROFIBUS DP



Ethernet M12 variants



Title: Dimensions digital cases
MASS-STREAM™
D-6400



Projection:
Third Angle
Dimensions:
Metric (mm)

Drawn by: M.H.
Date: 13-03-2023

Rev. by:
Date:

Checked: V.H./G.T.
Date: 13-03-2023

Revision Description:

Scale:
1 : 2
A4

Drawing no.: 7.14.112

Rev: A

Page:
1 - 1